NH00 gG 63A/690V

Fuse link

ETI Code:	**004182312**
Fuse type:	**NH**
Size:	**NH00**
Rated current:	**63 A**
Time-Current Characteristic:	**gG**
Indicator:	**Combination fuse status indicator**
Rated AC voltage:	**690 V**
Rated DC voltage:	**250 V**
Breaking capacity AC:	**100 kA**
Power dissipation:	**5.8 W**
Operating joule integral (A2s):	**40,000**
Prearcing joule integral (A2s):	**5,200**
Standards:	**IEC 60269-1, IEC 60269-2**
Application:	**For cable protection**

Online product page

Documents

TECHNICAL DATA CATALOG

INSTRUCTION MANUAL

CE DECLARATION

2D FILE

3D FILE

EPLAN FILE

ETIM

Rated switching capacity AC	**100 kA**
Voltage type	**AC/DC**
Fuse construction type according to IEC 60269	**NH00**
Rated voltage AC	**690**
Power loss at rated current	**5.8 W**
Type of fuse status indicator	**Combination fuse status indicator**
Rated current	**63 A**
Rated voltage DC	**250**
Utilization category	**gG (cable protection/equipment protection)**

Logistics

Product

EAN code for a single product	**3838895906810**
Net weight of the product	**170 g**
Net width	**29.5 mm**
Net height	**78.8 mm**
Net depth	**56.2 mm**
Stock unit of measure	**pcs**

Basic Packaging

Basic packaging quantity	**3 pcs**
EAN code for a basic packaging	**3838895352433**
Basic packaging weight	**0.533 kg**
Basic Packaging Dimensions Height	**0.065 m**
Basic Packaging Dimensions Width	**0.094 m**
Basic Packaging Dimensions Depth	**0.083 m**
Basic packaging volume	**0.001 m³**

Transport Packaging

Transport packaging quantity	**90 pcs**
EAN code for a transport packaging	**3838895352440**
Transport packaging weight	**16.352 kg**
Transport Packaging Dimensions Height	**0.255 m**
Transport Packaging Dimensions Width	**0.295 m**
Transport Packaging Dimensions Depth	**0.235 m**
Transport packaging volume	**0.018 m³**
Pallet quantity	**4,680 pcs**
Customs tariff	**85361050**

CutOff

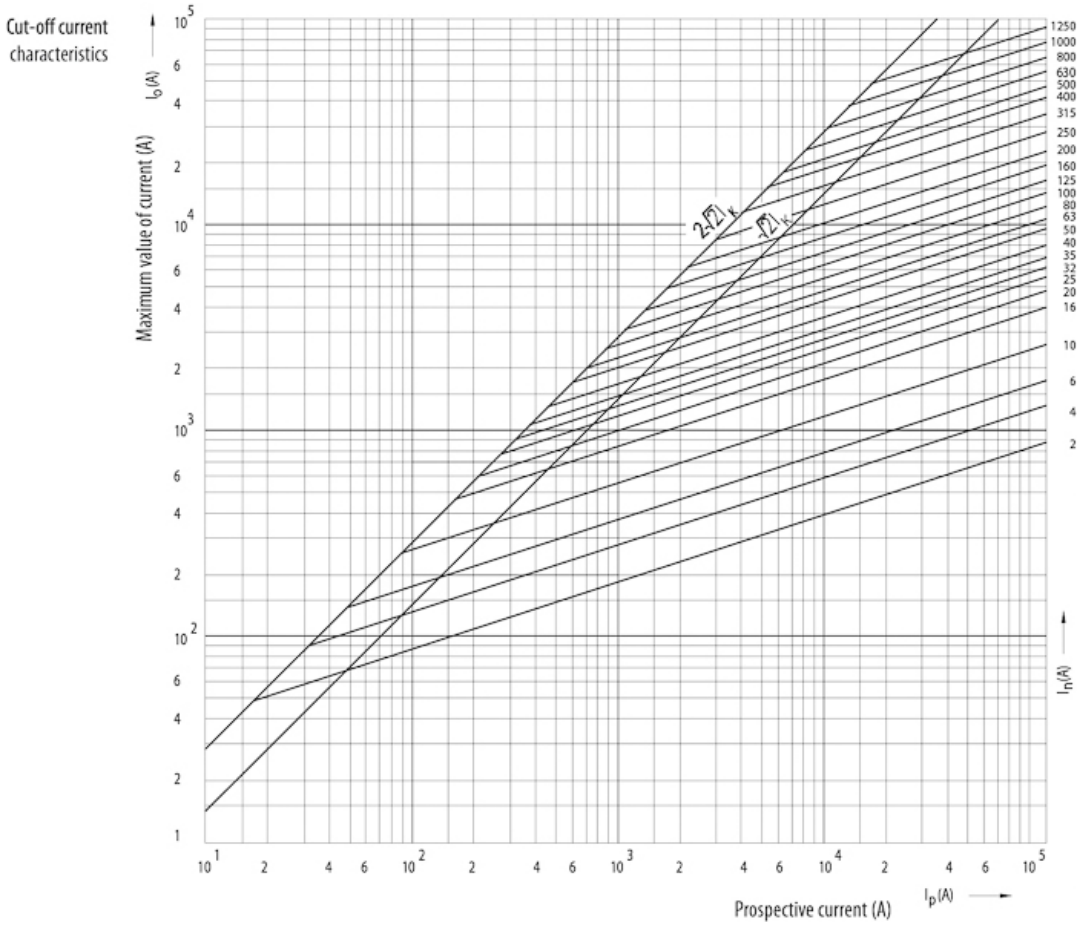
Cut-off current characteristics
Maximum value of current (A)
I_D (A)
Prospective current (A)
I_p (A)
I_n (A)
1250
1000
800
630
500
400
315
250
200
160
125
100
80
63
50
40
35
32
25
20
16
10
6
4
2

Dimension

	A	B	C	D	E	F	G	H	I	J	K	
NV00C	79	53	47	35	15	21	52	7,5			6	kombi
NV00C I	79	53	47	35	15	21	52	7,5			6	kombi
NV00	79	53	47	35	15	28	56	12			6	kombi
NV00 I	79	53	47	35	15	28	56	12			6	kombi
NV0	125	68	65	35	15	28	56	12			6	kombi
NV1C	135	68	65	40	15	28	61	12			6	kombi
NV1C I	135	68	65	40	15	28	61	12			6	kombi
NV1	135	72	65	40	20	46	65	14			6	kombi
NV1 I	135	72	65	40	20	46	65	14			6	kombi
NV2C	150	72	65	48	20	46	73	14			6	kombi
NV2C I	150	72	65	48	20	46	73	14			6	kombi
NV2	150	72	65	48	26	54	73	14			6	kombi
NV2 I	150	72	65	48	26	54	73	14			6	kombi
NV3C	150	72	65	60	26	54	84	14			6	kombi
NV3	150	72	65	60	33	65	84	14			6	kombi
NV4	200	75	66	87	50	100	121	24	150	16	8	
NV4a	200	99	87	85	50	95	121	27			6	
NV4a SI*	200	99	87	85	50	95	121	27			6	
NV1/1000V	155	90	87	40	20	45	59	9			6	

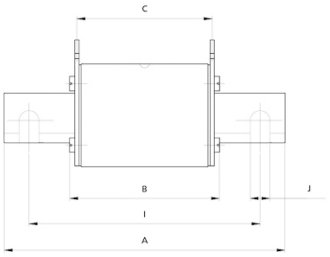

	Striker pin			
	K	L	M	S1
00C	0	20.7	16.7	7.5
00	0	20.7	16.7	7.5
1	13.7	19.7	25	12
2	16.2	27.4	25	12
3	17	35.6	25	12
4a	24	49	25	12

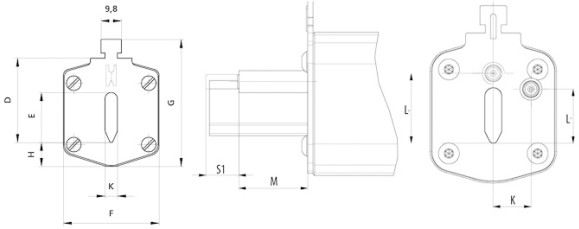
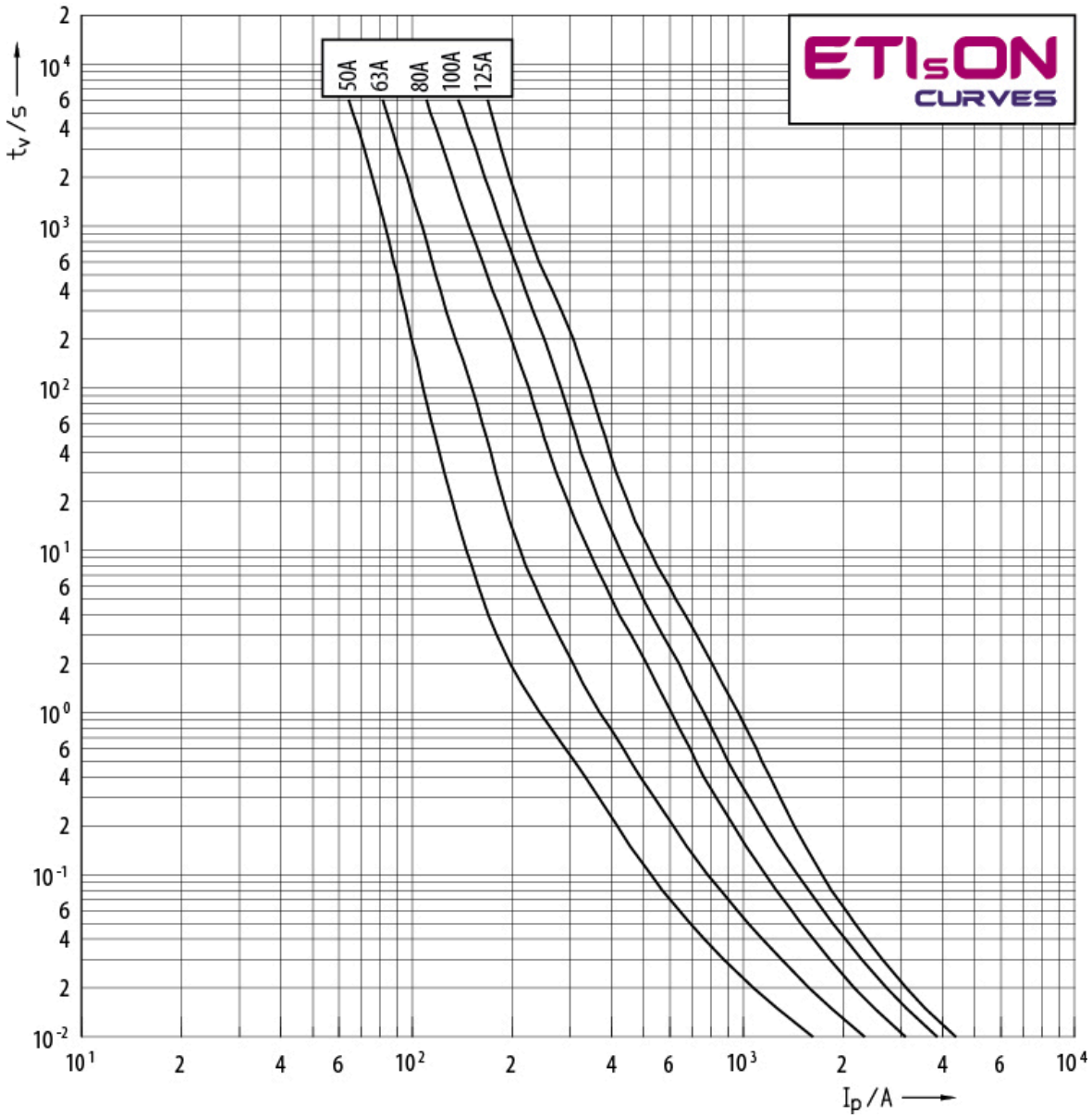
I/t characteristic